








# SPOTlight: School Year 2022-2023

Philadelphia Virtual Academy			
School Code	8780	Principal Name	David Anderson
Sector	District	Address	440 N Broad St
Network	Innovation	Phone	215 400 3110
Report Type	K 8 School	Admission Category	Virtual
Receives HS Report	Yes	October 1 Enrollment	488
Grades in Report	K 8		
Website	pva.philasd.org		

## School Performance Outcomes Table

CONDITIONS FOR SUCCESS				
Metric Name	2021-22 Results	2022-23 Results	2022-23 Progress	Metric Description
Student Attendance	99.8%	78.0%	-21.8 %-pts 	Percentage of students attending 90% or more of instructional days
Teacher Attendance	85.7%	76.5%	-9.2 %-pts 	Percentage of teachers attending 90% or more of work days
Student Dropouts (Grades 7-8)	4	5	+1 	Number of students no longer enrolled, and who did not transfer or graduate

ACADEMIC GOALS						
Metric Name	2021-22 Results	2022-23 Results	2022-23 Progress	2021-22 Results	2022-23 Results	2022-23 Progress
<b>Goals 1-3: Grades 3-8</b>	<b>PSSA/PASA Proficient or Advanced</b>			<b>PSSA/PASA Below Basic</b>		
Grade 3 Reading	Insufficient Sample			Insufficient Sample		
Grade 3 - 8 Reading	25.5%	18.6%	-6.9 %-pts 	27.5%	25.4%	-2.1 %-pts 
Grade 3 Math	Insufficient Sample			Insufficient Sample		
Grade 3 - 8 Math	11.3%	5.6%	-5.7 %-pts 	73.6%	75.9%	+2.3 %-pts 
Grade 4 and 8 Science	Insufficient Sample			Insufficient Sample		

All SPOTlight indicator colors are based on unrounded changes in results. Percentage point changes are rounded to the nearest tenth for display.

SPOTlight Legend:	Improving 	Maintaining 	Not Improving 
-------------------	---	--	---

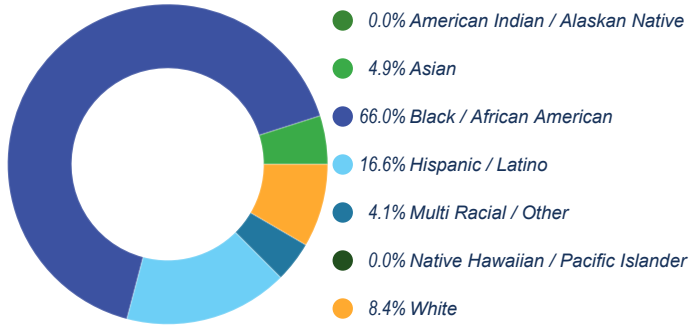


# Philadelphia Virtual Academy

## 2022-2023 SCHOOL PROGRESS REPORT ON EDUCATION AND EQUITY

School Code | 8780 Sector | District Network | Innovation  
Principal Name | David Anderson Address | 440 N Broad St  
Phone | 215-400-3110 Website | pva.philasd.org  
Report Type | K-8 School Grades in Report | K-8  
Admissions Category | Virtual Receives HS Report | Yes  
Oct 1 Enrollment | 488

### Student Enrollment and Demographics



**550**

# of Students Served Over the Full Year

**17.6%**

% of Students with IEPs

**4.3%**

% of Students Identified as English Learners

**0.0%**

% of Students Identified as Economically Disadvantaged

### Student Attendance

**61.8%**

% of Students Attending at Least 95% of Instructional Days

**78.0%**

% of Students Attending at Least 90% of Instructional Days

Score Level	Performance	Improvement	Level
Not Applicable for 2022-2023	Black / African American		
Performance Insufficient Data for Score	Insufficient Data for Score	Insufficient Data for Score	NA
	Hispanic / Latino		
Improvement Improving in 1 out of 7 Eligible Metrics <b>14.3%</b>	Insufficient Data for Score	Insufficient Data for Score	NA
	Multi Racial / Other		
Goal Performance (All Students)	White		
GOAL 1   PSSA ELA: % of Students Proficient or Advanced, Grades 3-8 <b>Score: 18.6%</b>	Insufficient Data for Score	Insufficient Data for Score	NA
 <b>NOT IMPROVING</b> -6.9 From Prior Year	American Indian / Alaskan Native		
GOAL 2   PSSA ELA: % of Students Proficient or Advanced, Grade 3 <b>Insufficient Sample</b>	Insufficient Data for Score	Insufficient Data for Score	NA
	Asian		
GOAL 3   PSSA Math: % of Students Proficient or Advanced, Grades 3-8 <b>Score: 5.6%</b>	Insufficient Data for Score	Insufficient Data for Score	NA
	Native Hawaiian / Pacific Islander		
 <b>NOT IMPROVING</b> -5.7 From Prior Year	English Learners		
● Improving ● Maintaining ● Not Improving ● Not Applicable	Insufficient Data for Score	Insufficient Data for Score	NA
	Students with IEPs		
	Insufficient Data for Score	Insufficient Data for Score	NA
	Economically Disadvantaged		
	Insufficient Data for Score	Insufficient Data for Score	NA

# Climate, Culture & Opportunity

## Conditions for Success

School Code | 8780 School Name | Philadelphia Virtual Academy

### % of Students Attending 90%+ of Days

#### All Students

550 Students

**Score: 78.0%**



NOT IMPROVING

-21.8 From Prior Year



### % of Students Attending

Greater Than 95% of Instructional Days

61.8%

90-95% of Instructional Days

16.2%

85-90% of Instructional Days

6.0%

80-85% of Instructional Days

5.3%

Less than 80% of Instructional Days

10.7%

### Number of Dropouts

#### All Students

Grades 7-8

**Students: 5**

NOT IMPROVING

+1.0 From Prior Year



### % of Students Receiving Zero Out-of-School Suspensions

#### All Students

550 Students

**Score: 99.8%**



Not Applicable

No Data Prior Year



\* Schools that are performing at the most positive value for a metric automatically receive a label of "Improving", even if no change in performance occurred.

# Climate, Culture & Opportunity

## Conditions for Success

School Code | 8780 School Name | Philadelphia Virtual Academy

### % of Teachers Attending 90%+ of Days

#### All Teachers

17 Teachers

**Score: 76.5%**



**NOT IMPROVING**

-9.2 From Prior Year



### Additional Teacher Metrics

**Insufficient Sample**

% of Teachers Rated as Distinguished

**Insufficient Sample**

% of Teachers Rated as Proficient

**Insufficient Sample**





Year-to-Year Teacher Retention

\* Schools that are performing at the most positive value for a metric automatically receive a label of "Improving", even if no change in performance occurred.

# Reading: Every Student Reads On or Above Grade Level

## Goal 1 - PSSA Reading Proficiency, Grades 3-8

School Code | 8780 School Name | Philadelphia Virtual Academy

PSSA ELA: % of Students Proficient or Advanced, Grades 3-8	PSSA ELA: % of Students Below Basic, Grades 3-8
<p><b>All Students</b> 11 out of 59 Students</p> <p><b>Score: 18.6%</b></p> <p><b>NOT IMPROVING</b> -6.9 From Prior Year </p>	<p><b>All Students</b> 15 out of 59 Students</p> <p><b>Score: 25.4%</b></p> <p><b>IMPROVING</b> -2.1 From Prior Year </p>
<p><b>Black / African American</b> 6 out of 37 Students</p> <p><b>Score: 16.2%</b></p> <p><b>Not Applicable</b> No Data Prior Year </p>	<p><b>Black / African American</b> 9 out of 37 Students</p> <p><b>Score: 24.3%</b></p> <p><b>Not Applicable</b> No Data Prior Year </p>
<p><b>Hispanic / Latino</b></p> <p>Insufficient Sample</p>	<p><b>Hispanic / Latino</b></p> <p>Insufficient Sample</p>
<p><b>Multi Racial / Other</b></p> <p>Insufficient Sample</p>	<p><b>Multi Racial / Other</b></p> <p>Insufficient Sample</p>
<p><b>White</b></p> <p>Insufficient Sample</p>	<p><b>White</b></p> <p>Insufficient Sample</p>
<p><b>American Indian / Alaskan Native</b></p> <p>Insufficient Sample</p>	<p><b>American Indian / Alaskan Native</b></p> <p>Insufficient Sample</p>
<p><b>Asian</b></p> <p>Insufficient Sample</p>	<p><b>Asian</b></p> <p>Insufficient Sample</p>
<p><b>Native Hawaiian / Pacific Islander</b></p> <p>Insufficient Sample</p>	<p><b>Native Hawaiian / Pacific Islander</b></p> <p>Insufficient Sample</p>
<p><b>English Learners</b></p> <p>Insufficient Sample</p>	<p><b>English Learners</b></p> <p>Insufficient Sample</p>
<p><b>Students with IEPs</b></p> <p>Insufficient Sample</p>	<p><b>Students with IEPs</b></p> <p>Insufficient Sample</p>
<p><b>Economically Disadvantaged</b></p> <p>Insufficient Sample</p>	<p><b>Economically Disadvantaged</b></p> <p>Insufficient Sample</p>

\* Schools that are performing at the most positive value for a metric automatically receive a label of "Improving", even if no change in performance occurred.

# Reading: Every Student Reads On or Above Grade Level

## Goal 2 - PSSA Reading Proficiency, Grade 3

School Code | 8780 School Name | Philadelphia Virtual Academy





PSSA ELA: % of Students Proficient or Advanced, Grade 3	PSSA ELA: % of Students Below Basic, Grade 3
<p>All Students</p> <p style="text-align: center;">Insufficient Sample</p>	<p>All Students</p> <p style="text-align: center;">Insufficient Sample</p>
<p>Black / African American</p> <p style="text-align: center;">Insufficient Sample</p>	<p>Black / African American</p> <p style="text-align: center;">Insufficient Sample</p>
<p>Hispanic / Latino</p> <p style="text-align: center;">Insufficient Sample</p>	<p>Hispanic / Latino</p> <p style="text-align: center;">Insufficient Sample</p>
<p>Multi Racial / Other</p> <p style="text-align: center;">Insufficient Sample</p>	<p>Multi Racial / Other</p> <p style="text-align: center;">Insufficient Sample</p>
<p>White</p> <p style="text-align: center;">Insufficient Sample</p>	<p>White</p> <p style="text-align: center;">Insufficient Sample</p>
<p>American Indian / Alaskan Native</p> <p style="text-align: center;">Insufficient Sample</p>	<p>American Indian / Alaskan Native</p> <p style="text-align: center;">Insufficient Sample</p>
<p>Asian</p> <p style="text-align: center;">Insufficient Sample</p>	<p>Asian</p> <p style="text-align: center;">Insufficient Sample</p>
<p>Native Hawaiian / Pacific Islander</p> <p style="text-align: center;">Insufficient Sample</p>	<p>Native Hawaiian / Pacific Islander</p> <p style="text-align: center;">Insufficient Sample</p>
<p>English Learners</p> <p style="text-align: center;">Insufficient Sample</p>	<p>English Learners</p> <p style="text-align: center;">Insufficient Sample</p>
<p>Students with IEPs</p> <p style="text-align: center;">Insufficient Sample</p>	<p>Students with IEPs</p> <p style="text-align: center;">Insufficient Sample</p>
<p>Economically Disadvantaged</p> <p style="text-align: center;">Insufficient Sample</p>	<p>Economically Disadvantaged</p> <p style="text-align: center;">Insufficient Sample</p>

\* Schools that are performing at the most positive value for a metric automatically receive a label of "Improving", even if no change in performance occurred.

# Math & Science: Every Student Performs On or Above Grade Level

## Goal 3 - PSSA Math Proficiency, Grades 3-8

School Code | 8780 School Name | Philadelphia Virtual Academy

PSSA Math: % of Students Proficient or Advanced, Grades 3-8	PSSA Math: % of Students Below Basic, Grades 3-8
<p><b>All Students</b> 3 out of 54 Students</p> <p><b>Score: 5.6%</b></p> <p>NOT IMPROVING -5.7 From Prior Year </p>	<p><b>All Students</b> 41 out of 54 Students</p> <p><b>Score: 75.9%</b></p> <p>NOT IMPROVING +2.3 From Prior Year </p>
<p><b>Black / African American</b> 1 out of 33 Students</p> <p><b>Score: 3.0%</b></p> <p>Not Applicable No Data Prior Year </p>	<p><b>Black / African American</b> 26 out of 33 Students</p> <p><b>Score: 78.8%</b></p> <p>Not Applicable No Data Prior Year </p>
<p><b>Hispanic / Latino</b></p> <p>Insufficient Sample</p>	<p><b>Hispanic / Latino</b></p> <p>Insufficient Sample</p>
<p><b>Multi Racial / Other</b></p> <p>Insufficient Sample</p>	<p><b>Multi Racial / Other</b></p> <p>Insufficient Sample</p>
<p><b>White</b></p> <p>Insufficient Sample</p>	<p><b>White</b></p> <p>Insufficient Sample</p>
<p><b>American Indian / Alaskan Native</b></p> <p>Insufficient Sample</p>	<p><b>American Indian / Alaskan Native</b></p> <p>Insufficient Sample</p>
<p><b>Asian</b></p> <p>Insufficient Sample</p>	<p><b>Asian</b></p> <p>Insufficient Sample</p>
<p><b>Native Hawaiian / Pacific Islander</b></p> <p>Insufficient Sample</p>	<p><b>Native Hawaiian / Pacific Islander</b></p> <p>Insufficient Sample</p>
<p><b>English Learners</b></p> <p>Insufficient Sample</p>	<p><b>English Learners</b></p> <p>Insufficient Sample</p>
<p><b>Students with IEPs</b></p> <p>Insufficient Sample</p>	<p><b>Students with IEPs</b></p> <p>Insufficient Sample</p>
<p><b>Economically Disadvantaged</b></p> <p>Insufficient Sample</p>	<p><b>Economically Disadvantaged</b></p> <p>Insufficient Sample</p>

\* Schools that are performing at the most positive value for a metric automatically receive a label of "Improving", even if no change in performance occurred.

# Math & Science: Every Student Performs On or Above Grade Level

## PSSA Math Proficiency, Grade 3

School Code | 8780 School Name | Philadelphia Virtual Academy

PSSA Math: % of Students Proficient or Advanced, Grade 3	PSSA Math: % of Students Below Basic, Grade 3
<p>All Students</p> <p style="text-align: center;">Insufficient Sample</p>	<p>All Students</p> <p style="text-align: center;">Insufficient Sample</p>
<p>Black / African American</p> <p style="text-align: center;">Insufficient Sample</p>	<p>Black / African American</p> <p style="text-align: center;">Insufficient Sample</p>
<p>Hispanic / Latino</p> <p style="text-align: center;">Insufficient Sample</p>	<p>Hispanic / Latino</p> <p style="text-align: center;">Insufficient Sample</p>
<p>Multi Racial / Other</p> <p style="text-align: center;">Insufficient Sample</p>	<p>Multi Racial / Other</p> <p style="text-align: center;">Insufficient Sample</p>
<p>White</p> <p style="text-align: center;">Insufficient Sample</p>	<p>White</p> <p style="text-align: center;">Insufficient Sample</p>
<p>American Indian / Alaskan Native</p> <p style="text-align: center;">Insufficient Sample</p>	<p>American Indian / Alaskan Native</p> <p style="text-align: center;">Insufficient Sample</p>
<p>Asian</p> <p style="text-align: center;">Insufficient Sample</p>	<p>Asian</p> <p style="text-align: center;">Insufficient Sample</p>
<p>Native Hawaiian / Pacific Islander</p> <p style="text-align: center;">Insufficient Sample</p>	<p>Native Hawaiian / Pacific Islander</p> <p style="text-align: center;">Insufficient Sample</p>
<p>English Learners</p> <p style="text-align: center;">Insufficient Sample</p>	<p>English Learners</p> <p style="text-align: center;">Insufficient Sample</p>
<p>Students with IEPs</p> <p style="text-align: center;">Insufficient Sample</p>	<p>Students with IEPs</p> <p style="text-align: center;">Insufficient Sample</p>
<p>Economically Disadvantaged</p> <p style="text-align: center;">Insufficient Sample</p>	<p>Economically Disadvantaged</p> <p style="text-align: center;">Insufficient Sample</p>

\* Schools that are performing at the most positive value for a metric automatically receive a label of "Improving", even if no change in performance occurred.



# Math & Science: Every Student Performs On or Above Grade Level

## PSSA Science Proficiency, Grades 4 and 8

School Code | 8780 School Name | Philadelphia Virtual Academy

PSSA Science: % of Students Proficient or Advanced, Grades 4 & 8	PSSA Science: % of Students Below Basic, Grades 4 & 8
<p>All Students</p> <p style="text-align: center;">Insufficient Sample</p>	<p>All Students</p> <p style="text-align: center;">Insufficient Sample</p>
<p>Black / African American</p> <p style="text-align: center;">Insufficient Sample</p>	<p>Black / African American</p> <p style="text-align: center;">Insufficient Sample</p>
<p>Hispanic / Latino</p> <p style="text-align: center;">Insufficient Sample</p>	<p>Hispanic / Latino</p> <p style="text-align: center;">Insufficient Sample</p>
<p>Multi Racial / Other</p> <p style="text-align: center;">Insufficient Sample</p>	<p>Multi Racial / Other</p> <p style="text-align: center;">Insufficient Sample</p>
<p>White</p> <p style="text-align: center;">Insufficient Sample</p>	<p>White</p> <p style="text-align: center;">Insufficient Sample</p>
<p>American Indian / Alaskan Native</p> <p style="text-align: center;">Insufficient Sample</p>	<p>American Indian / Alaskan Native</p> <p style="text-align: center;">Insufficient Sample</p>
<p>Asian</p> <p style="text-align: center;">Insufficient Sample</p>	<p>Asian</p> <p style="text-align: center;">Insufficient Sample</p>
<p>Native Hawaiian / Pacific Islander</p> <p style="text-align: center;">Insufficient Sample</p>	<p>Native Hawaiian / Pacific Islander</p> <p style="text-align: center;">Insufficient Sample</p>
<p>English Learners</p> <p style="text-align: center;">Insufficient Sample</p>	<p>English Learners</p> <p style="text-align: center;">Insufficient Sample</p>
<p>Students with IEPs</p> <p style="text-align: center;">Insufficient Sample</p>	<p>Students with IEPs</p> <p style="text-align: center;">Insufficient Sample</p>
<p>Economically Disadvantaged</p> <p style="text-align: center;">Insufficient Sample</p>	<p>Economically Disadvantaged</p> <p style="text-align: center;">Insufficient Sample</p>

\* Schools that are performing at the most positive value for a metric automatically receive a label of "Improving", even if no change in performance occurred.